

RM Smart Strategy Fund

Fund Portrait

The investment objective of the RM Smart Strategy Fund is to achieve long-term capital growth. The main investment regions are Switzerland, Europe and North America. These are complemented by selected investments in exciting growth markets. The fund invests actively and flexibly in all asset classes (equities, bonds, funds, sophisticated financial instruments etc.).

Thanks to the fund's flexible investment strategy and active risk management, opportunities can deliberately be taken and risks reduced in the long term. Active foreign exchange management should result in an additional contribution to performance.

This fund is managed by Rossier, Mari & Associates Ltd., Zurich.

Overview

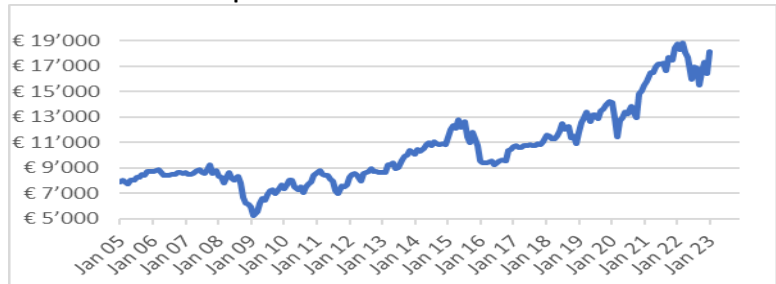
ISIN	CH0256574978 (EUR) / CH0297417526 (CHF)
Valor	25657497 (EUR) / 29741752 (CHF)
Fund management company	LLB Swiss Investment AG, Zurich
Fund manager	Rossier, Mari & Associates Ltd., Zurich
Paying agent	Bank J. Safra Sarasin AG, Basel
Custodian bank	Bank J. Safra Sarasin AG, Basel
Product type	Strategy fund
Launch date	17.12.2014 (Lux. fund: 03.07.2000)
Product currency	EUR
Benchmark	synthetic [SMI (40%), S&P 500 (40%), Euro Stoxx 50 (20%)]
Issuing commission	none
Redemption commission	0.4% (in favour of the fund)
Management commission	max. 1.75% p.a.
Custodian bank commission	max. 0.20% p.a.
Authorised for distribution in	Switzerland

Performance at 31.01.2023

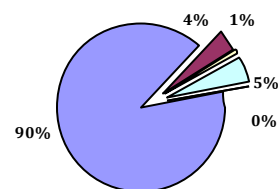
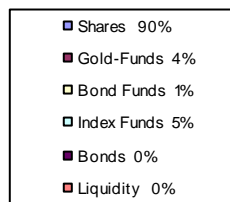
	RM Smart Strategy		BM	
Fund assets	EUR	90'281'724	EUR	18'147.06
NAV EUR-parts	89.33%			
2023 EUR	10.46%		5.32%	
2022	-10.83%		-13.04%	
2021	22.85%		28.24%	
2020	5.97%		4.73%	
2019	30.38%		20.32%	
Last 3 years	29.12%	8.89% p.a.	19.98%	6.26% p.a.
Last 5 years	58.19%	9.61% p.a.	45.49%	7.79% p.a.
NAV CHF-parts	10.67%		CHF 19'069.06	
2023 CHF	10.47%		6.43%	
2022	-11.13%		-17.13%	
2021	22.11%		22.85%	
2020	5.89%		4.21%	
2019	29.71%		16.06%	
Last 3 years	28.03%	8.58% p.a.	12.01%	3.85% p.a.
Last 5 years	55.07%	9.17% p.a.	25.36%	4.62% p.a.

Past performance is not indicative of the performance to be expected in the future. Entry/exit fees are excluded from the performance calculation. Any distributions are reinvested.

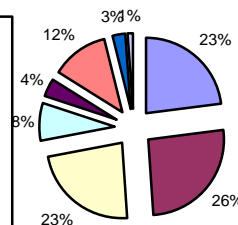
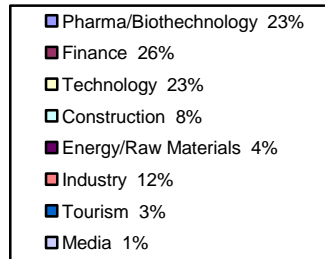
Evolution of the share price EUR



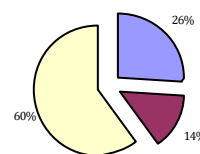

Strategy



Sectors



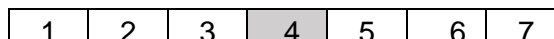
Currencies



Top Holdings

Idorsia	10.04%
Swatch Group	8.05%
UBS Group/NAM	7.77%
Swiss Re/NAM	7.00%
Apple	5.44%
Zurich Insurance Group/NAM	5.27%
Microsoft	5.05%
Roche GS	4.43%
Holcim	3.63%
Swiss Life	3.60%

Risk-Indicator (according to PRIIP KID)



The Summary Risk Indicator (SRI) is a classification between 1 (low risk) and 7 (high risk), which is combined from daily market risk and a credit risk value.

Evolution of the share price CHF



Legal information – Swiss edition

For marketing and information purposes

The RM Smart Strategy Fund is an investment fund under Swiss law classified as "Other funds for traditional investments" according to the Swiss Federal Act on Collective Investment Schemes (Bundesgesetz über die kollektiven Kapitalanlagen) of 23 June 2006. The fund was launched through an exchange of shares as part of the repatriation of the RM Strategic Fund (EUR), Luxembourg sub-fund of the Sarasin Multi Label SICAV, a Luxembourg umbrella fund ("UCITS"). The performance has been calculated on the basis of the net asset value. In calculating the performance, all costs incurred by the fund have been taken into account in order to arrive at net performance. The performance shown takes no account of any entry or exit fees. Additional fees, costs and taxes payable by the investor have a negative effect on performance. The information in this publication is not to be regarded as an offer or solicitation to buy shares of the fund. It is provided only for marketing and information purposes and should not be treated as investment advice. Prices are published on a daily basis on the Swiss Fund Data homepage (www.swissfunddata.ch). The current fund prospectus and contract, key investor information ("KIID") and the fund's annual and semi-annual report are available free of charge from the fund management company (www.llb.ch), custodian bank and all distributors. Both the current fund prospectus and contract and the KIID should be consulted before proceeding with an investment. All opinions and estimates are expressed in good faith and to the best knowledge as at the date of publication and may change without prior knowledge. As some of the information in this document is derived from third-party sources, not all of it can be guaranteed to be exact, complete and accurate. Past performance is not a reliable indicator of future performance. The value of your investment may go down as well as up. The return on your investment may therefore vary. In consequence, it cannot be guaranteed that investors will get back all the capital they invested on redemption. Investments in foreign currencies can entail a currency risk, as the return in the investor's currency may turn out higher or lower on account of exchange rate fluctuations.